



LigoWave



NFT 2 ac

Dual-band, Dual-radio 802.11ac Indoor Access Point

COPYRIGHT ©2018 LIGOWAVE

The NFT 2AC is a WI-FI access point based on 802.11ac technology with an integrated 2.4 and 5GHz (2x2) MiMo radios with 27dBm output power. The gigabit Ethernet port with 802.3af/at support allows powering the device with PoE switches. Two additional Gigabit Ethernet ports allow extending the network or connecting additional devices to the access point. Small form factor (15cm only), sleek design and unique mounting bracket makes the NFT 2AC ideal for indoor installations requiring cost-effective high-performance devices.

Infinity controller: 3 ways to manage your network




Standalone

Each device is configured via the user interface individually. This method is suitable for small networks not requiring centralized management and monitoring.



Integrated controller

The master access point manages and monitors other devices on the same network. This controller-less architecture is suitable for small to medium size networks with up to 50 devices.



External controller

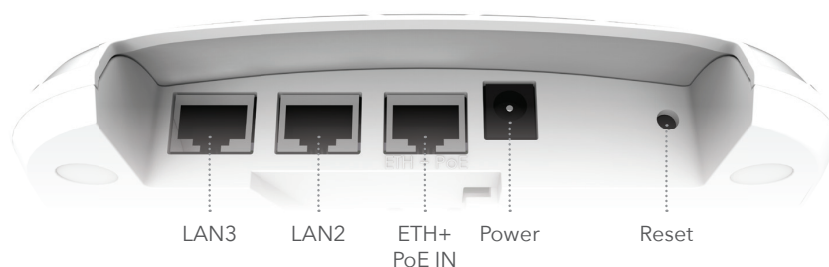
A local or cloud-based controller is used to manage and monitor the devices allowing deployment of large scale networks and management using a single system.



Proximity

LigoWave access points have an integrated mobile device detection feature. Any device within range can be logged with MAC address and date / time without any user interaction. The data is exported in real time and can be used to enhance the services of enterprise or managed service providers by importing it to their own application. An API is available upon request. There are several technology partners already using the functionality including Cloud4Wi and Socifi.

Interfaces



COPYRIGHT ©2018 LIGOWAVE



Specifications

Wireless

WLAN standard	IEEE 802.11a/b/g/n/ac
Radio mode	MIMO dual 2x2
Operating mode	Access point, repeater
Radio frequency band	2.402 - 2.484GHz (country dependent) FCC 2.412 - 2.462GHz (CH1-CH11) 5.170 - 5.875GHz (country dependent) FCC 5.745 - 5.825GHz (CH149-CH161)
Transmit power	2.4GHz: 27dBm @ MCS0 5GHz: 27dBm @ MCS0
Channel size	20, 40, 80MHz
Modulation schemes	802.11ac: OFDM (256-QAM, 64-QAM, 16-QAM, QPSK, BPSK) 802.11a/g/n: OFDM (64-QAM, 16-QAM, QPSK, BPSK) 802.11b: DSS (CCK, DQPSK, DBPSK)
Data rates	802.11ac @ 80MHz: 866, 780, 650, 585, 520, 390, 260, 195, 130, 65Mbps 802.11n @ 40MHz: 300, 270, 240, 180, 120, 90, 60, 30Mbps 802.11a/g @ 20MHz: 54, 48, 36, 24, 18, 12, 9, 6Mbps 802.11b @ 20MHz: 11, 5.5, 2, 1Mbps
Duplexing scheme	Time division duplex
Wireless security	WPA/WPA2 Personal, WPA/WPA2 Enterprise, WACL, Hotspot (UAM)
Roaming	Yes

Antenna

Type	4 × internal omni-directional antennas
Gain	2.4GHz: 3dBi 5GHz: 3dBi
Coverage radius	100 meters (328ft)

Wired

Interface	3 × 10/100/1000 Base-T, RJ-45
-----------	-------------------------------

Networking

Operating mode	Bridge, router IPv4 and IPv6
Management IPv4	Static, dynamic
Management IPv6	Static, dynamic stateless, dynamic stateful
Secondary IPv4	Supported
VLAN	802.1Q for management and data
Virtual SSID	8 per each radio
Client isolation	Supported
Bandwidth limitation	Supported per SSID

Services

Services	SNMP server, NTP client, WNMS client
----------	--------------------------------------

Power

Power method	DC jack (37 - 56V) or 802.3af/at with passive PoE (37 - 56V) support
Power supply	100 – 240VAC to 48VDC PoE (included)
Power consumption (max)	14W

Management

System monitoring	SNMP v1, syslog
-------------------	-----------------



Physical

Dimensions	153mm (6.1"), 147mm (5.8"), 29mm (1.14")
Weight	188g (6.63oz)
Mounting	Suspended ceiling mount, wall/ceiling mount, pole mount

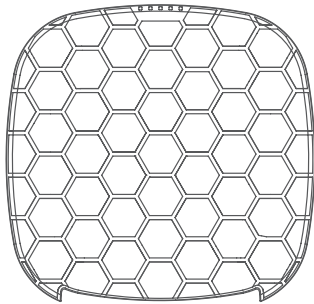
Environmental

Operating temperature	-10°C (14F) ~ +55°C (+131F)
Humidity	0 ~ 90 % (non-condensing)

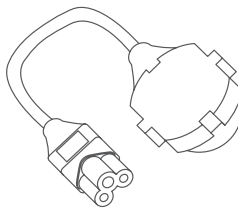
Regulatory

Certification	FCC/IC/CE
---------------	-----------

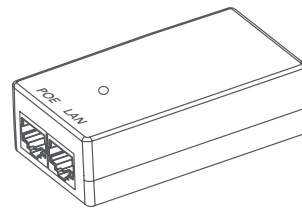
Package contains



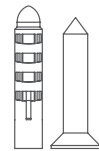
x1



x1

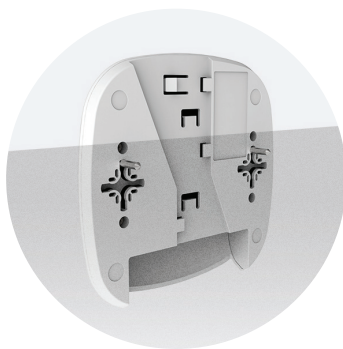


x1



x2

Flexible mounting



Wall/ceiling



Pole



Suspended ceiling

NFT 2AC

Copyright © 2018 LigoWave. All rights reserved. LigoWave, the LigoWave logo, are trademarks of LigoWave. All other company and product names may be trademarks of their respective companies. While every effort is made to ensure the information given is accurate, LigoWave does not accept liability for any errors or mistakes which may arise. Specifications and other information in this document may be subject to change without notice. To learn more about LigoWave products, visit www.ligowave.com.